

CURRENT

BRIGHTIDEA®

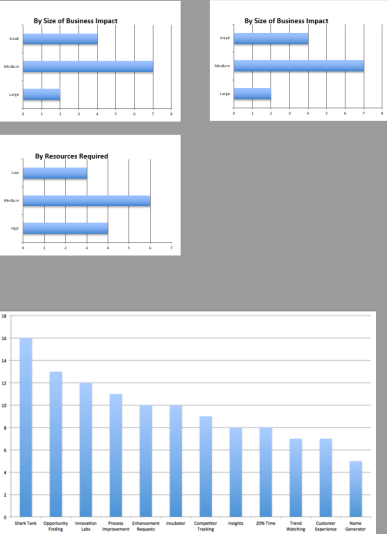
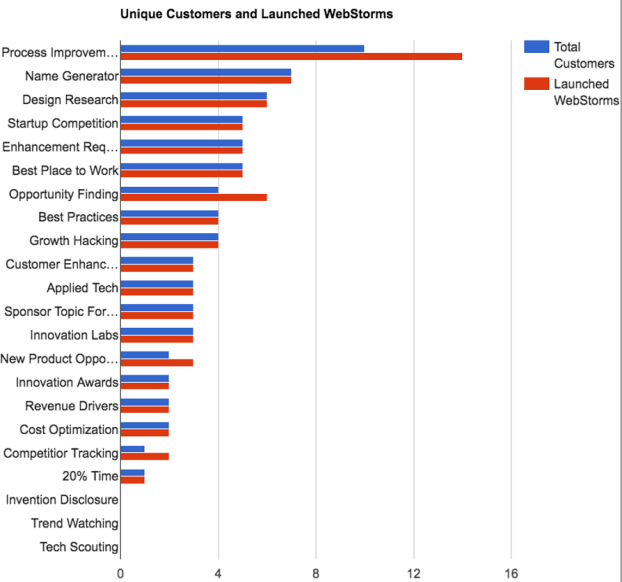
NEXT

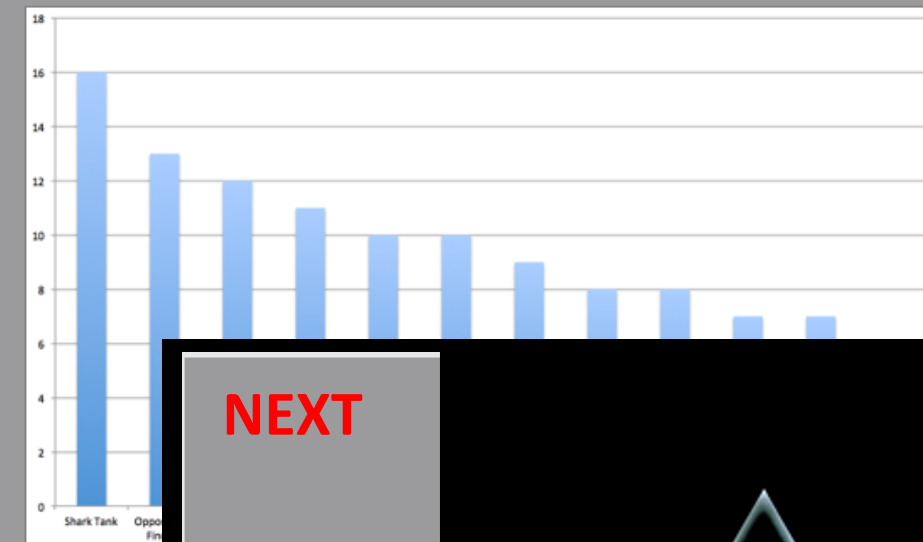
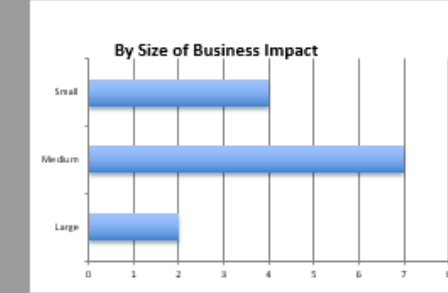
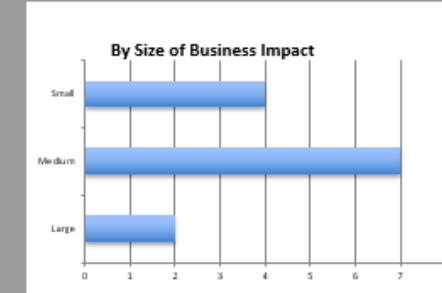
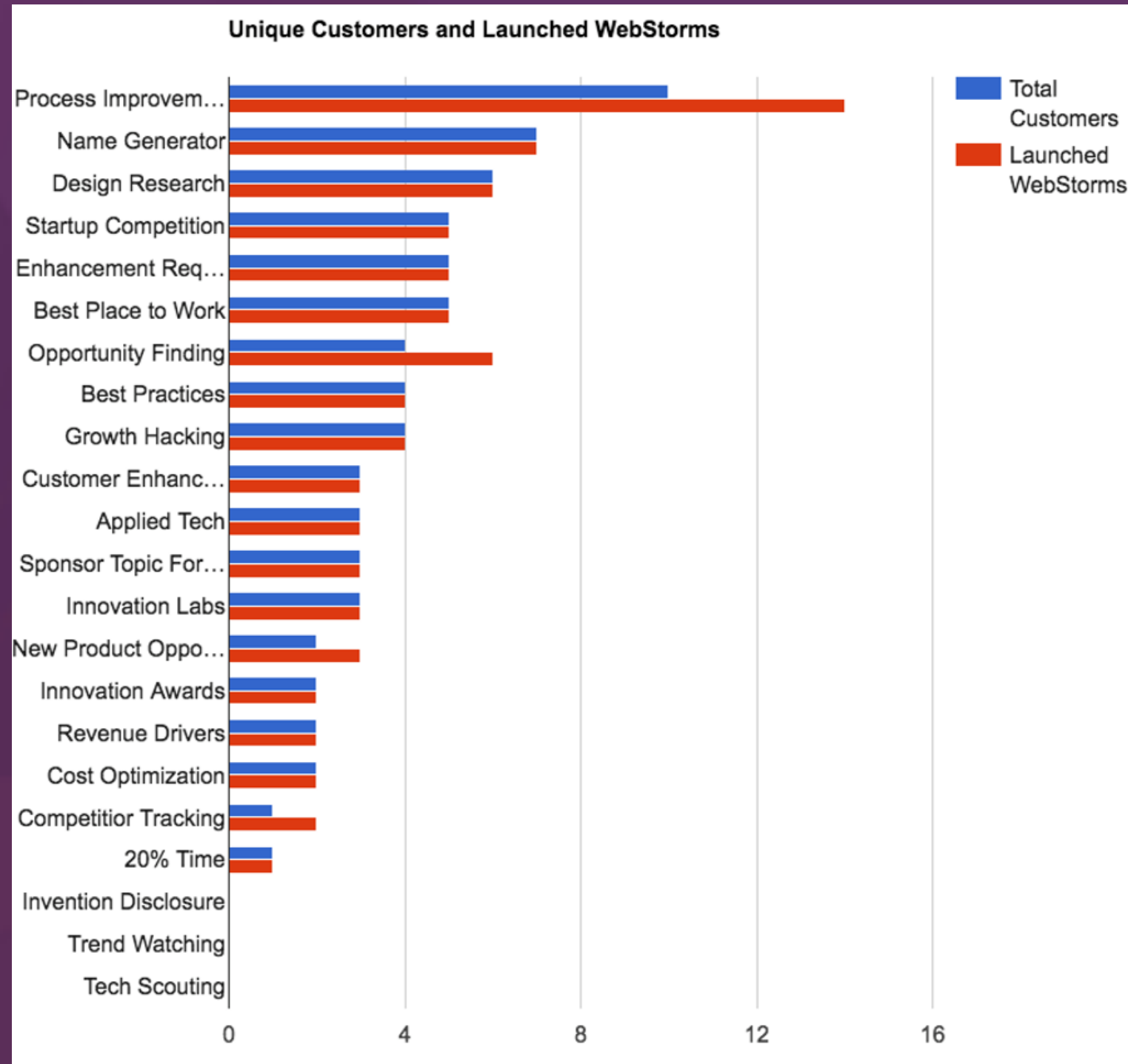


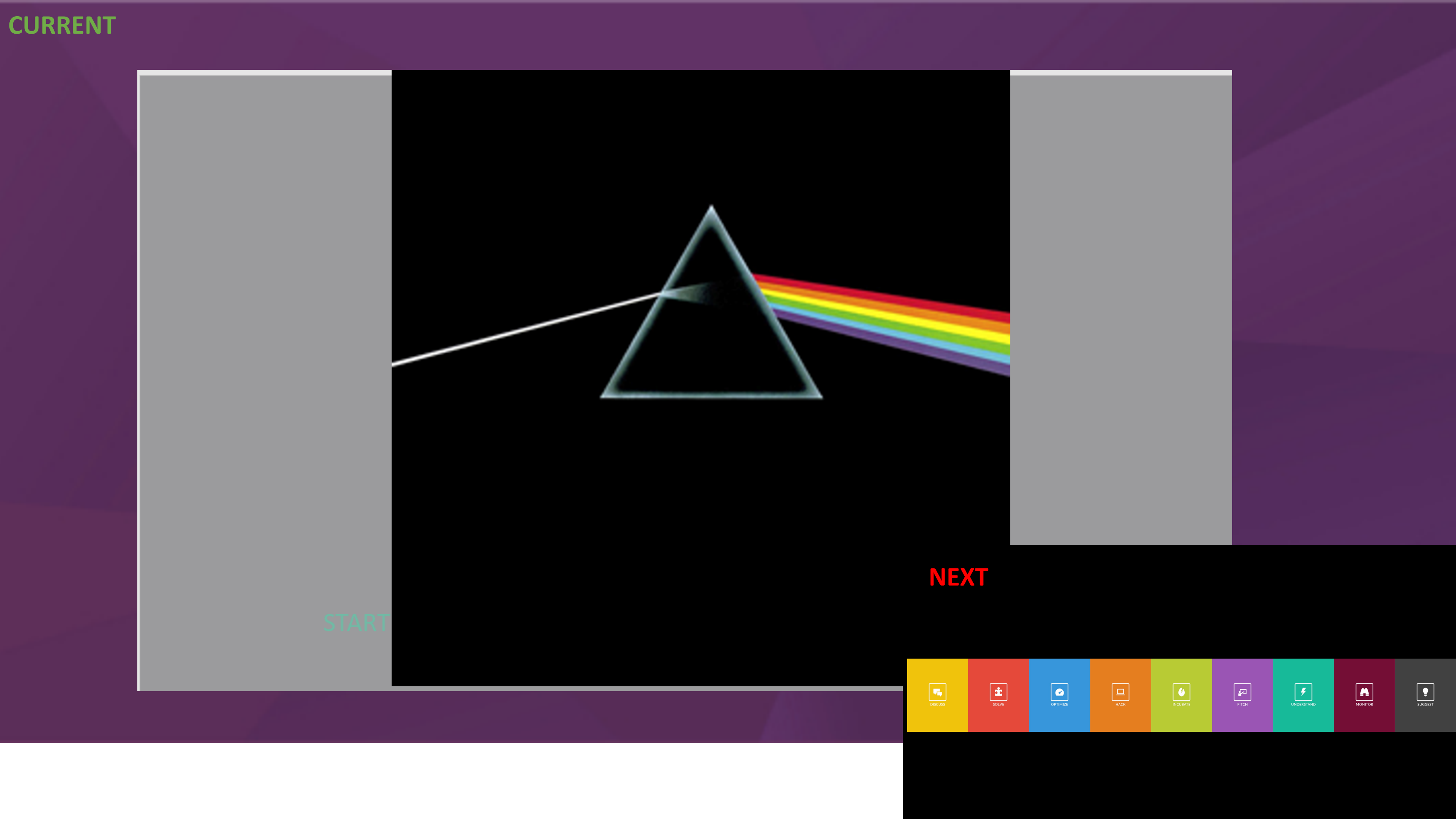
CURRENT



NEXT







CURRENT

START

NEXT



DISCUSS



SOLVE



OPTIMIZE



HACK



INCUBATE



PITCH



UNDERSTAND




MONITOR




SUGGEST


CURRENT



DISCUSS



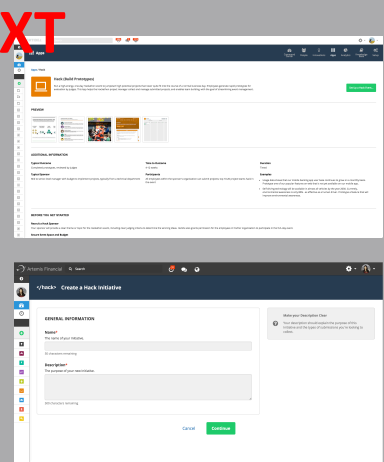


SOLVE




OPTIMIZE


NEXT





Artemis Financial


Search



















</hack> Create a Hack Initiative



































GENERAL INFORMATION

Name*

The name of your Initiative.

50 characters remaining


Description*

The purpose of your new Initiative.

500 characters remaining

Cancel

Continue




Make your Description Clear

Your description should explain the purpose of this Initiative and the types of submissions you're looking to collect.


HACK APP // KEY ROLES

Please review this list of user roles that are recommended for the Hack App.




SPONSOR

The business sponsor, who is responsible for defining the theme of the Hack event and funding the event.




INNOVATION TEAM MEMBER

Individual on the Innovation team that is responsible for communicating the value of a Hack event to the sponsor, as well as helping set up the event. He/she also records the outcomes from the projects.



SUBJECT MATTER EXPERTS

Individuals with expertise in the Hack theme, subject area, who are capable of making decisions on which are the best ideas to move forward. These experts could come from the Innovation team to vet the first round of projects.




JUDGES

Individuals, usually higher level executives in the organization, who are needed to help identify the most promising projects from the Hack. They also provide candid feedback to project teams on their projects.




HACKER TEAM

Team who submits project(s) and works (or 'hacks') on that project during the event.



HACK MANAGER (OPTIONAL)

Individual from the sponsor's organization who is responsible for running the Hack event. He/she recruits participants, manages judges, and more.




BRIGHTIDEA.

CONFIDENTIAL Last Updated 9.23.2016 © 2016 Brightidea, Inc. All Rights Reserved

HACK APP // LAUNCH PLAYBOOK

In this Launch Playbook, we will provide recommendations to ensure the successful launch of your Hack event.



BEFORE YOU GET STARTED

We strongly recommend that your team consider these items prior to getting started with the Hack App.

☒

Find a Hack Sponsor

Your sponsor will provide a clear theme or topic for the Hack event, including clear judging criteria to determine the winning ideas. He/she also grants permission for the employees in his/her organization to participate in the full-day event.

☒

Secure Budget

In order for your Hack Event to make a great impression, ensure that you have reserved the appropriate space with tables for teams, AV equipment, microphones, speakers, etc. Secure budget (likely from the sponsor) to cover breakfast, lunch, and dinner for your participants. If you need an estimate to start with: we recommend: \$75/participant/day of the event.

TIP! Brightidea recommends: ~\$75/participant/day.

SITE CONFIGURATION

You have now created your new Hack event. Here are some areas of your site you may wish to further customize:

REQUIRED

- #### Confirm Your 'Schedule' Section

LOCATION: SITE HOME PAGE

 - By default, the Hack App will create a 'Schedule' section on your new home page.
 - Via [Widget Setup Mode](#), select the pencil icon to update the details of your schedule from beginning to end.

TIP! Ensure you include time zone in your information – if your Hack spans multiple office.

Schedule

DAY 1	DAY 2
12:00pm Registration opens	7:00am Breakfast served
3:00pm Hackin' begins	9:00am Meeting concludes
2:00pm 4th workshop	9:00am Project submission
3:00pm 4th workshop	11:00am Presentation begins
7:00pm Dinner	2:00pm Announcement of winners
Midnight Food and snacks	

BRIGHTIDEA

CONFIDENTIAL Last Updated 9.27.2016 © 2016 Brightidea, Inc. All Rights Reserved


Artemis Financial









Mobile Banking Hackathon
Go to Pipeline Source

Actions
+
-
T
Steps

BRIGHTIDE

Apps

Command Center
People
Innovations
Apps
Analytics
Knowledge Base
Setup

Apps / Hack

Hack (Build Prototypes)

Run a high-energy, one-day Hackathon event to jumpstart high potential projects that never quite fit into the course of a normal business day. Employees generate rapid prototypes for evaluation by judges. This App helps the Hackathon project manager collect and manage submitted projects, enables team building, with the goal of streamlining event management.

[Set Up a Hack Event...](#)

PREVIEW

ADDITIONAL INFORMATION

Typical Outcome Completed prototypes, reviewed by judges	Time to Outcome 4-12 weeks	Duration Timed
Typical Sponsor Mid to senior level manager with budget to implement projects, typically from a technical department	Participants All employees within the sponsor's organization can submit projects; top 10-20 project teams hack in the event	Examples <ul style="list-style-type: none"> Usage data shows that our mobile banking app user base continues to grow on a monthly basis. Prototype one of our popular features on web that is not yet available on our mobile app. Self-driving technology will be available in almost all vehicles by the year 2030. Currently, environmental awareness is only 80% as effective as a human driver. Prototype a feature that will improve environmental awareness.

BEFORE YOU GET STARTED

Recruit a Hack Sponsor
Your sponsor will provide a clear theme or topic for the Hackathon event, including clear judging criteria to determine the winning ideas. Inohive also grants permission for the employees in his/her organization to participate in the full-day event.

Secure Event Space and Budget

BRICHTIDEA

Search

396

2

119

Settings

User

Apps

Command Center

People

Innovations

Apps

Analytics

Knowledge Base

Setup

Apps / Hack

Hack (Build Prototypes)

Run a high-energy, one-day Hackathon event to jumpstart high potential projects that never quite fit into the course of a normal business day. Employees generate rapid prototypes for evaluation by judges. This App helps the Hackathon project manager collect and manage submitted projects, and enables team building, with the goal of streamlining event management.

Set Up a Hack Event...

PREVIEW

ADDITIONAL INFORMATION

Typical Outcome
Completed prototypes, reviewed by judges

Time to Outcome
4-12 weeks

Duration
Timed

Typical Sponsor
Mid to senior-level manager with budget to implement projects, typically from a technical department

Participants
All employees within the sponsor's organization can submit projects; top 10-20 project teams hack in the event

Examples

- Usage data shows that our mobile banking app user base continues to grow on a monthly basis. Prototype one of our popular features on web that is not yet available on our mobile app.
- Self-driving technology will be available in almost all vehicles by the year 2030. Currently,

BEFORE YOU GET STARTED

Recruit a Hack Sponsor
Your sponsor will provide a clear theme or topic for the Hackathon event, including clear judging criteria to determine the winning ideas. He/she also grants permission for the employees in his/her organization to participate.

Secure Event Space and Budget

NEXT

STANDARD PROCESS FOR HACK APP

Run a high-energy, one-day Hackathon event to jumpstart high potential projects that never quite fit into the course of a normal business day. Employees generate rapid prototypes for evaluation by judges.

EVENT

SUBMIT PROJECTS
EMPLOYEES

BUILD TEAMS & HACK
EMPLOYEES

SELECT PROJECTS FOR JUDGING
SUBJECT MATTER EXPERTS

JUDGE PROJECTS
EXECUTIVE JUDGES

ANNOUNCE WINNERS
INNOVATION TEAM

RECORD IMPACT
INNOVATION TEAM MEMBER

COMMUNITY ENGAGEMENT

PROGRESS UPDATES

TASK ASSIGNMENTS

PROCESS GOVERNANCE

RESULTS TRACKING

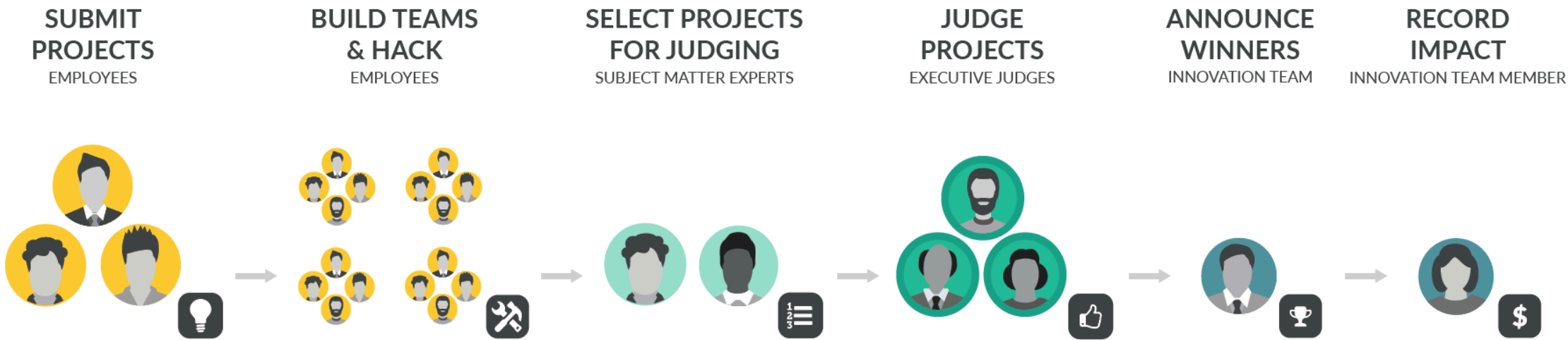
BRICHTIDEA

CONFIDENTIAL LAST UPDATED 9.7.2016 ©2016 BRICHTIDEA, INC. ALL RIGHTS RESERVED



STANDARD PROCESS FOR HACK APP

Run a high-energy, one-day Hackathon event to jumpstart high potential projects that never quite fit into the course of a normal business day. Employees generate rapid prototypes for evaluation by judges.



COMMUNITY ENGAGEMENT • PROGRESS UPDATES • TASK ASSIGNMENTS • PROGRESS TRACKING

NEXT

HACK APP // KEY ROLES

Please review this list of user roles that are recommended for the Hack App.



SPONSOR
The business sponsor, who is responsible for defining the theme of the Hack event and funding the event.



INNOVATION TEAM MEMBER
Individual on the innovation team that is responsible for communicating the value of a Hack event to the sponsor, as well as helping set up the event. He/she also records the outcomes from the projects.



SUBJECT MATTER EXPERTS
Individuals with expertise in the Hack theme, subject area, who are capable of making decisions on which are the best ideas to move forward. These experts could come from the Innovation team to vet the first round of projects.



JUDGES
Individuals, usually higher level executives in the organization, who are needed to help identify the most promising projects from the Hack. They also provide candid feedback to project teams on their projects.



HACKER TEAM
Team who submits project(s) and works (or 'hacks') on that project during the event.



HACK MANAGER (OPTIONAL)
Individual from the sponsor's organization who is responsible for running the Hack event. He/she recruits participants, manages judges, and more.

HACK APP // KEY ROLES

Please review this list of user roles that are recommended for the *Hack App*.



SPONSOR

The business sponsor, who is responsible for defining the theme of the *Hack* event and funding the event.



INNOVATION TEAM MEMBER

Individual on the Innovation team that is responsible for communicating the value of a *Hack* event to the sponsor, as well as helping set up the event. He/she also records the outcomes from the projects.



SUBJECT MATTER EXPERTS

Individuals with expertise in the Hack theme, subject area, who are capable of making decisions on which are the best ideas to move forward. These experts could come from the Innovation team to vet the first round of projects.



JUDGES

Individuals, usually higher level executives in the organization, who are needed to help identify the most promising projects from the *Hack*. They also provide candid feedback to project teams on their projects.



HACKER TEAM

Team who submits project(s) and works (or 'hacks') on that project during the event.



HACK MANAGER (OPTIONAL)

Individual from the sponsor's organization who is responsible for running the event, recruits participants, manages judges, and more.

NEXT

Artemis Financial

Search

Settings

Profile

</hack> Create a Hack Initiative

GENERAL INFORMATION

Name*

The name of your initiative.

50 characters remaining

Description*

The purpose of your new initiative.

500 characters remaining

Make your Description Clear

Your description should explain the purpose of this Initiative and the types of submissions you're looking to collect.

Cancel

Continue

</hack> Create a Hack Initiative

GENERAL INFORMATION

Name*

The name of your Initiative.

50 characters remaining

Description*

The purpose of your new Initiative.

500 characters remaining

Make your Description Clear



Your description should explain the purpose of this Initiative and the types of submissions you're looking to collect.

Cancel

Continue

 Subscribe

Mobile Banking Hackathon

Submit a project and form a team to rapidly prototype in 24 hours. Top projects will have an opportunity to receive further development.

Registration Ends

9 days

hours : 32 mins : 9 sec

Submit Project

Browse

Build Your Prototype In 24 Hours

Artemis Financial

Search

31

HOME

SUBMIT PROJECT

BROWSE

FAQS

NEWS

Subscribe

Mobile Banking Hackathon

Submit a project and form a team to rapidly prototype in 24 hours. Top projects will have an opportunity to receive further development.

Submit Project

Browse

Registration Ends

9 days

11 hours : 32 mins : 9 sec

Build Your Prototype In 24 Ho

Artemis Financial

Search

Mobile Banking Hackathon

Go to Pipeline Source

Actions

+

▼

III Steps

Project Submission

Submission and... (20)

Select for Hacka... (0)

Hacking (0)

Judging (0)

Results

Selected as Win... (0)

Not Selected as ... (0)

D5657

529 College Plan B...

D5660

Business Banking C...

D5659

Business Credit Ca...

D5664

Card Balance Trans...

D5666

Contest Entry via M...

D5669

Credit Card Applica...

D5675

Detailed Transactio...

D5665

Dinner Receipt + Ti...

D5658

Dispute Transactio...

D5672

Enter / View Budge...

D5674

Find ATMs and Bra...

HACK APP // LAUNCH PLAYBOOK

In this Launch Playbook, we will provide recommendations to ensure the successful launch of your *Hack* event.



BEFORE YOU GET STARTED

We strongly recommend that your team consider these items prior to getting started with the Hack App.

- ☒ **Find a Hack Sponsor**
Your sponsor will provide a clear theme or topic for the Hack event, including clear judging criteria to determine the winning ideas. He/she also grants permission for the employees in his/her organization to participate in the full-day event.
- ☒ **Secured Budget**
In order for your Hack Event to make a great impression, ensure that you have reserved the appropriate space with tables for teams, AV equipment, microphones, speakers, etc. Secure budget (likely from the sponsor) to cover breakfast, lunch, and dinner for your participants. If you need an estimate to start with: we recommend: \$75/participant/day of the event.

TIP! Brightidea recommends: ~\$75/participant/day.

SITE CONFIGURATION

You have now created your new Hack event. Here are some areas of your site you may wish to further customize:

REQUIRED

1 Confirm Your 'Schedule' Section

LOCATION: SITE HOME PAGE

- By default, the *Hack App* will create a 'Schedule' section on your new home page.
- Via [Widget Setup Mode](#), select the pencil icon to update the details of your schedule from beginning to end.

TIP! Ensure you include time zone in your information – if your Hack spans multiple office.

Schedule	
DAY 1	DAY 2
12:30pm: Registration opens	7:00am: Breakfast served
1:30pm: Hacking begins	9:20am: Hacking concludes
2:00pm: API workshop	9:30am: Project submission
3:00pm: API workshop	11:00am: Presentations begin
7:00pm: Dinner	2:00pm: Announcement of winners
Midnight: Food and snacks	

HACK APP // LAUNCH PLAYBOOK

BEST PRACTICES FOR YOUR LAUNCH

Refer to the following best practices to keep your Hack event launch on track!

- ☒ **Encourage Diverse Teams**
Project teams with various expertise and skillsets, will ultimately deliver higher quality projects. As part of the *Hack App*, project team members can search for others based on their expertise. Through your event promotion, please encourage your audience to form a team with various skillsets.

TIP! Learn more about user expertise [here!](#)

- ☒ **Get on Your Judges' Calendar**
Prior to launch, ensure you have confirmed appointment(s) on your 'judges' schedules, for the judging portion of the *Hack* event.

- ☒ **Recruit Designated Supporting Resources**
Outside of obtaining a sponsor for the event, the innovation team must recruit resources for the event, including a designated *Hack Manager*, (and with the help of the sponsor) at least three *judge(s)*.

TIP! For a full list of all the optional resources to include, [click here](#).

- ☒ **Confirm Clear Judging Criteria**
In order to find the winning project(s) for the sponsor's needs, the participants in the *Hack* must have no confusion to the judging criteria prior to event start. Ensure these criterion are communicated to your participants prior to hacking.

TIP! Brightidea recommends starting with the following criteria: feasibility, innovativeness, and business impact.

- ☒ **Manage Your Presentation Time Wisely**
Ensure your event is appropriately timed for the presentation portion of the *Hack* event. Best practice is to allocate a maximum of two hours total, for all team presentations.

TIP! Allocate a max of 8 project presentations an hour – to allow for presentation and follow up Q&A.

Learn more about the process of running a Hack event. Refer to this detailed overview in our Support Portal [here](#).

NEXT



DISCUSS




SOLVE



OPTIMIZE



HACK



NEXT



CURRENT



NEXT

LIVE DEMO

CURRENT

LIVE DEMO


NEXT

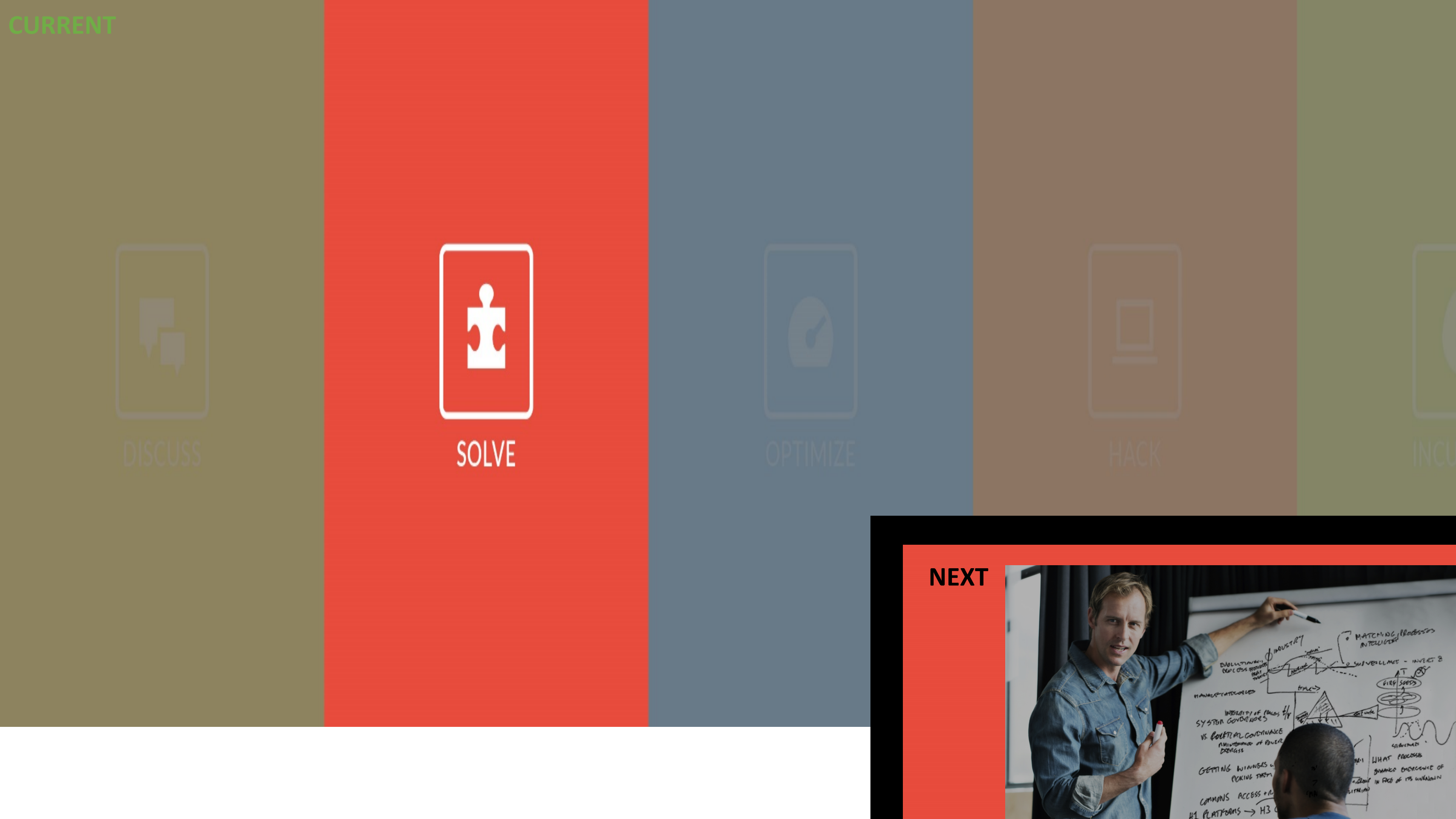




CURRENT

NEXT





CURRENT



DISCUSS



SOLVE



OPTIMIZE



HACK



INCUBATE

NEXT



CURRENT



NEXT

LIVE DEMO

CURRENT

LIVE DEMO

NEXT





NEXT



CURRENT



OPTIMIZE



HACK

NEXT



CURRENT



NEXT

LIVE DEMO


CURRENT

LIVE DEMO


NEXT



CURRENT



NEXT



CURRENT



HACK



INCUBATE

NEXT



CURRENT



LIVE DEMO

CURRENT

LIVE DEMO


NEXT



CURRENT



NEXT



CURRENT



INCUBATE



PITCH

NEXT



CURRENT



NEXT

LIVE DEMO

CURRENT

LIVE DEMO

NEXT



CURRENT



NEXT

Team

Recruitment

Marketing

Product

Finance

Pitch

Innovation

Community

Support

CURRENT

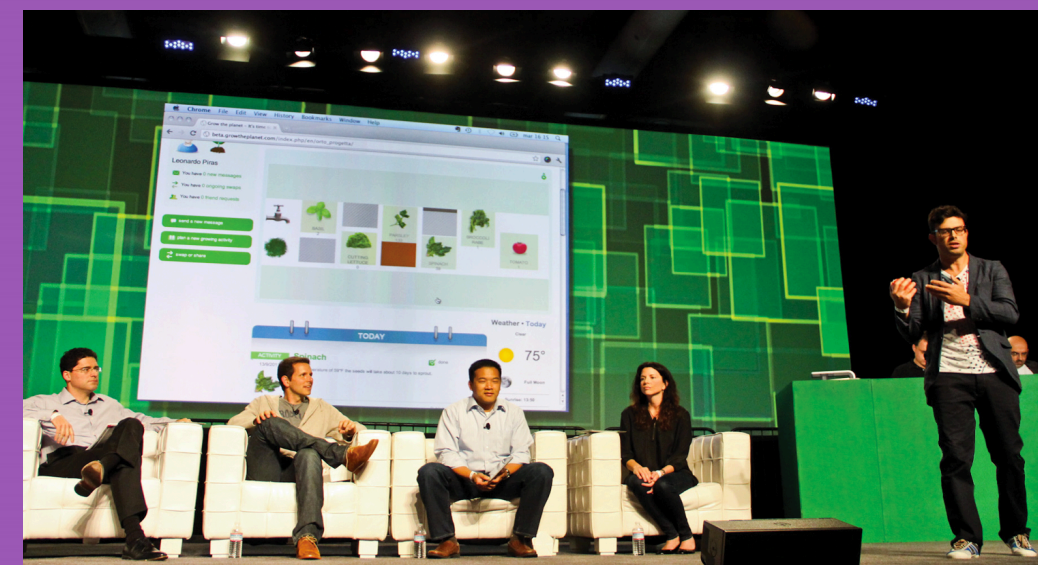


PITCH

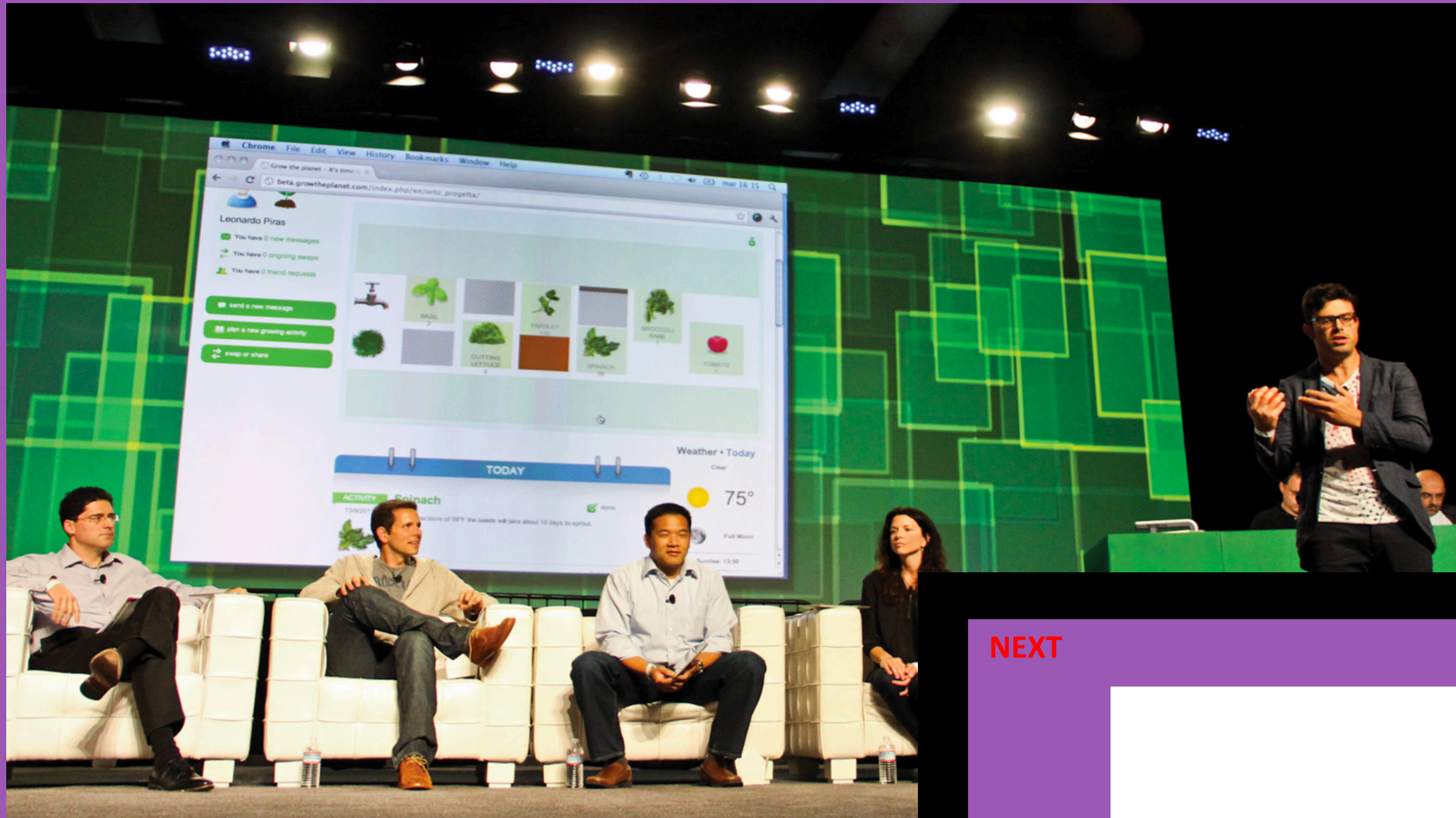


UNDERSTAND

NEXT



CURRENT



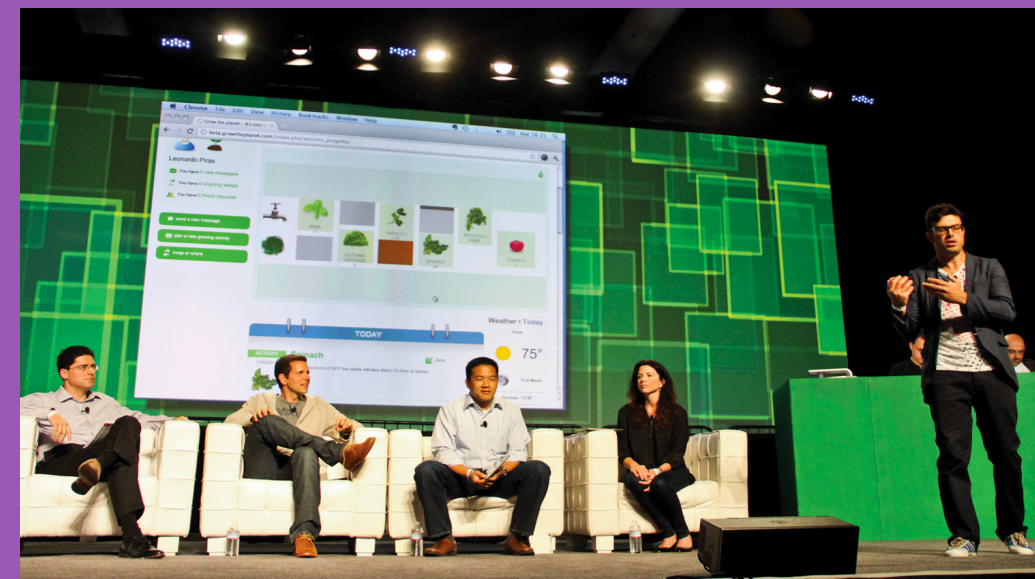
NEXT

LIVE DEMO

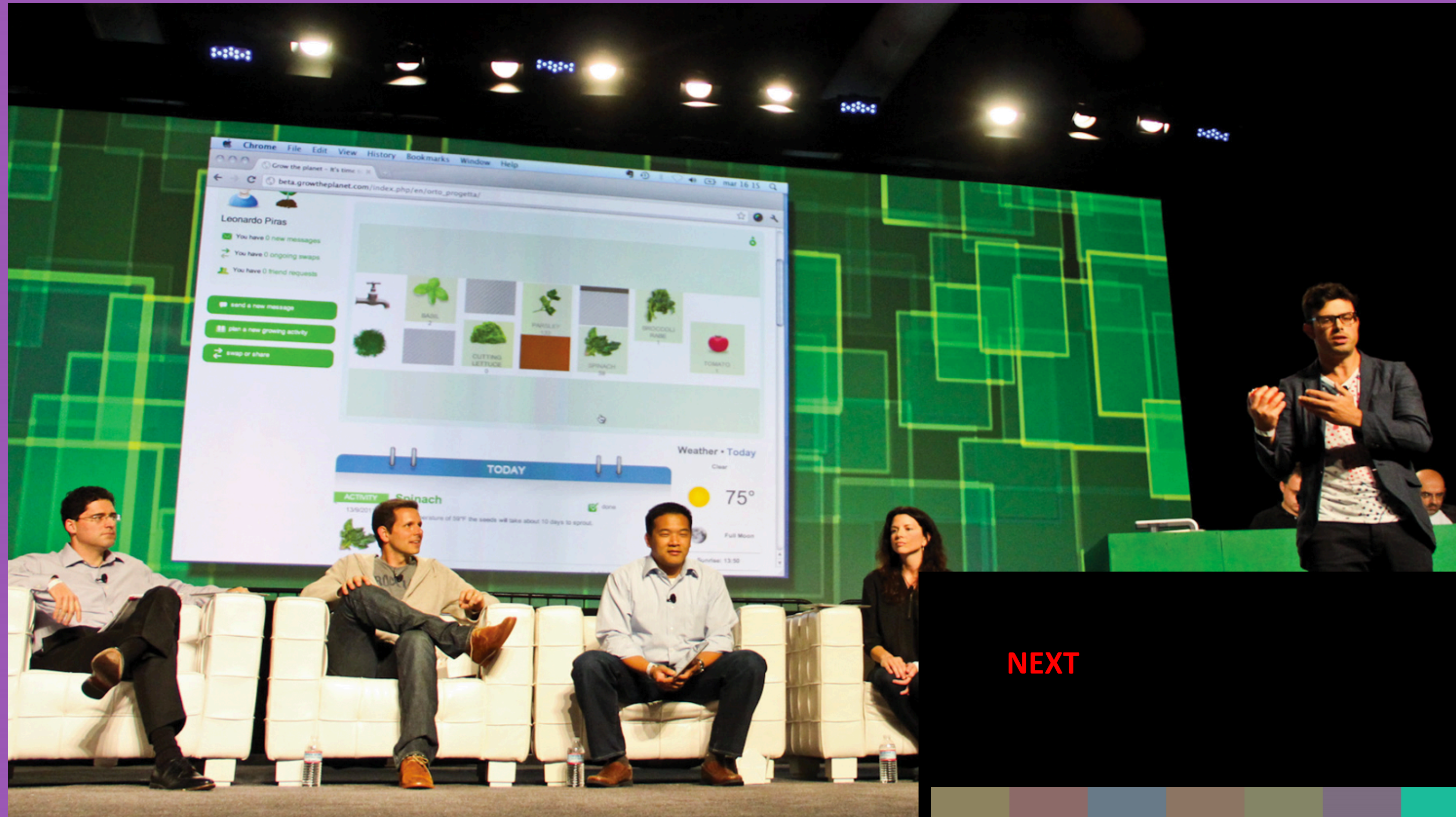
CURRENT

LIVE DEMO


NEXT



CURRENT



NEXT



CURRENT



UNDERSTAND



MONITOR

NEXT



CURRENT



NEXT

LIVE DEMO

CURRENT

LIVE DEMO










NEXT





CURRENT

NEXT

-  GROUP
-  ADD
-  REMOVE
-  APPROVE
-  ALERT
-  COMMENT
-  ACTION
-  MONITOR
-  IDEAS

CURRENT



UNDERSTAND



MONITOR

NEXT



CURRENT




NEXT

LIVE DEMO

LIVE DEMO

NEXT





CURRENT

NEXT

- 📱
- 📶
- 📷
- 📺
- 🔥
- 📶
- ⚡
- 🏠
- 💡
SUGGEST


CURRENT

ND

MONITOR

SUGGEST

NEXT

A photograph of two women standing in a modern office hallway. The woman on the left is wearing a yellow top and grey pants, holding a red folder. The woman on the right is wearing an orange top and white pants, holding a tablet. They are both smiling and looking at each other. In the background, another person is visible near a doorway.

CURRENT



NEXT

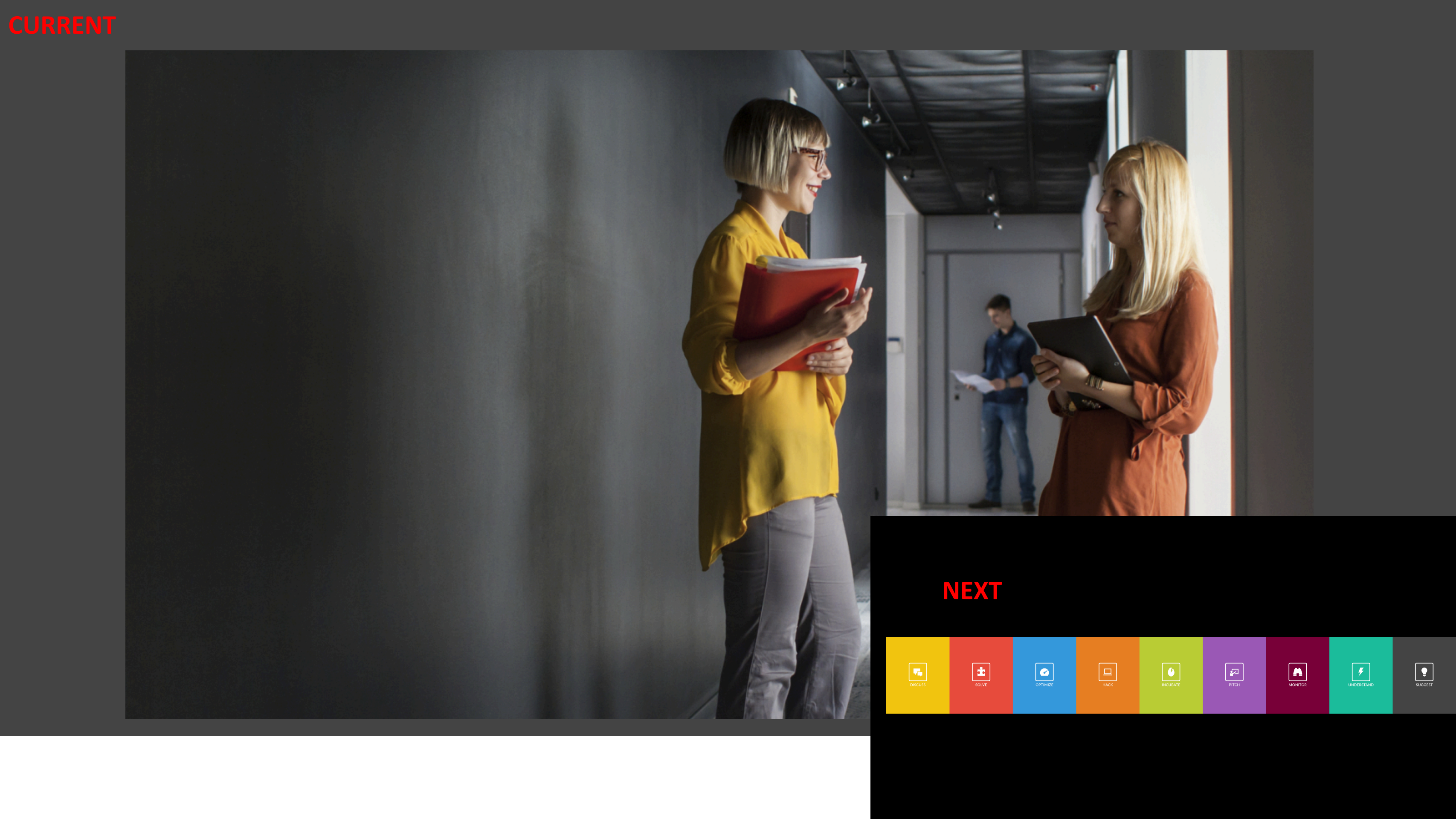
LIVE DEMO

CURRENT

LIVE DEMO










NEXT

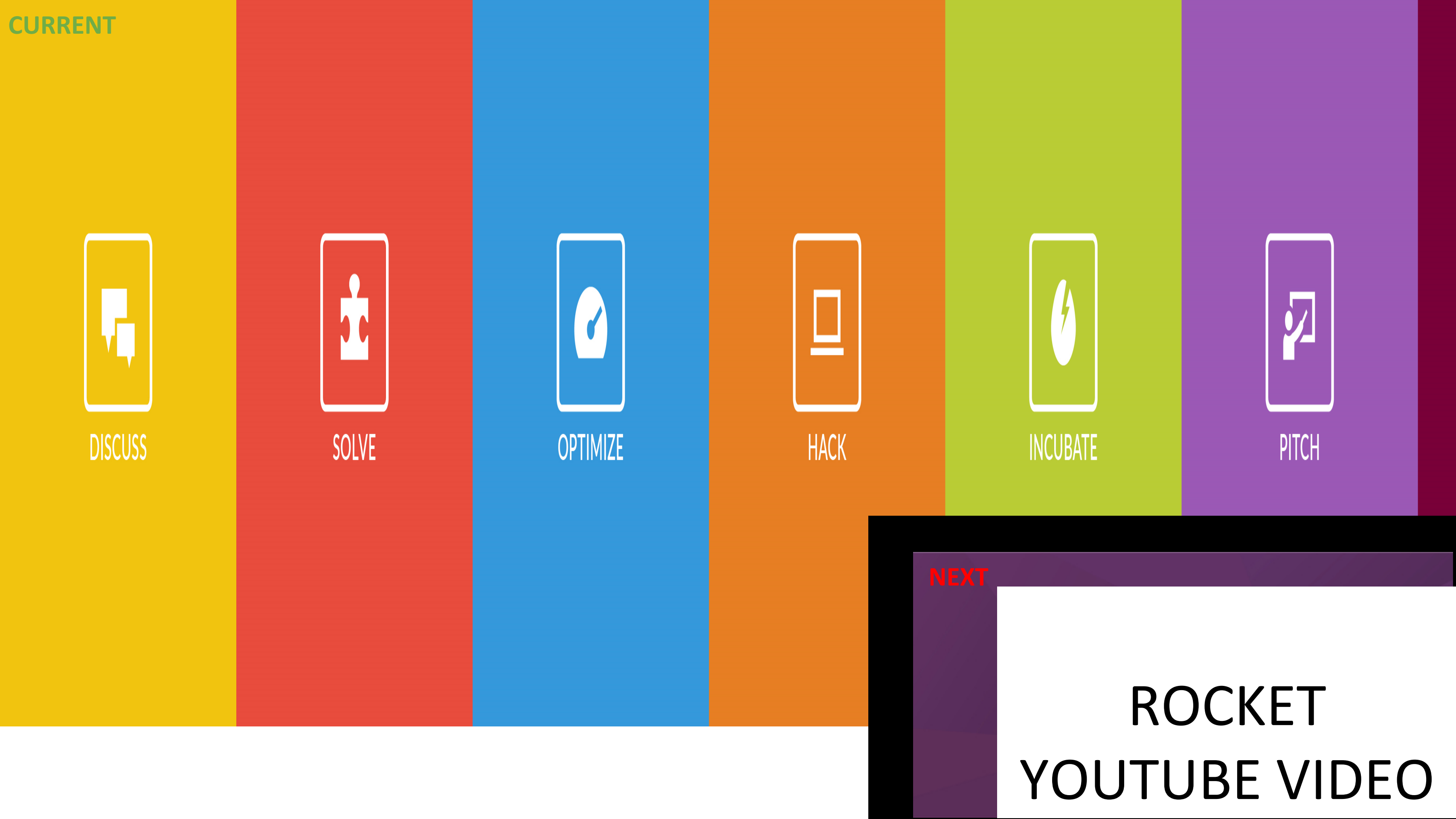




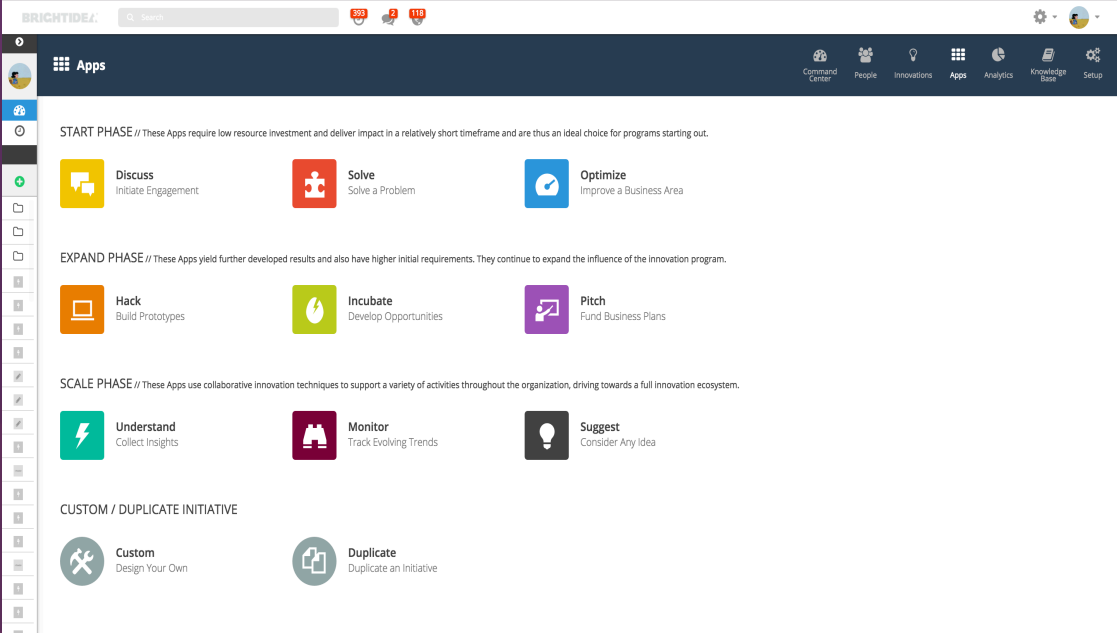
CURRENT

NEXT

- DISCUSS
- SOLVE
- OPTIMIZE
- HACK
- INCUBATE
- PITCH
- MONITOR
- UNDERSTAND
- SUGGEST



ROCKET YOUTUBE VIDEO



CURRENT

BRIGHTIDEA

Search

393

2

118

Settings

User

Apps

Command Center

People

Innovations

Apps

Analytics

Knowledge Base

Setup

START PHASE // These Apps require low resource investment and deliver impact in a relatively short timeframe and are thus an ideal choice for programs starting out.

Discuss

Initiate Engagement

Solve

Solve a Problem

Optimize

Improve a Business Area

EXPAND PHASE // These Apps yield further developed results and also have higher initial requirements. They continue to expand the influence of the innovation program.

Hack

Build Prototypes

Incubate

Develop Opportunities

Pitch

Fund Business Plans

SCALE PHASE // These Apps use collaborative innovation techniques to support a variety of activities throughout the organization, driving towards a full innovation ecosystem.

Understand

Collect Insights

Monitor

Track Evolving Trends

Suggest

Consider Any Idea

CUSTOM / DUPLICATE INITIATIVE


Custom

Design Your Own

Duplicate

Duplicate an Initiative

NEXT



CURRENT

NEXT



